

Procedures for Attending the Meetings via Electronic Devices

(Manual for Meeting System, Registration for Meeting Attendance, Meeting Attendance and Contact Information of Electronic Conferencing Service Provider)

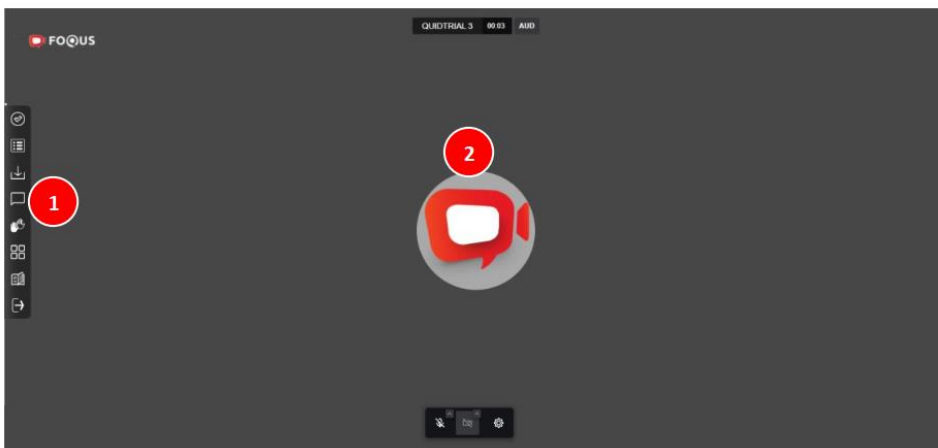
The Company has assigned **Quidlab Company Limited (“Quidlab”)** to act as the **Electronic Conferencing Service Provider**. Quidlab’s online meeting and voting systems do not require any special applications, the shareholders can use the updated version of browsers, such as Google Chrome, Microsoft Edge, Apple Safari or Firefox to attend the meeting through various devices, such as your computer, laptop or mobile phone. In this regard, the shareholders will be sent the Web Link for the meeting, Username and Password, after the Company has verified that you are eligible to attend the meeting.

Login Procedure:

1. Please click the Web Link in the email or type the URL in the browser in order to access the meeting system, after that you will enter into the website.
2. Please enter the username and password that you have been sent through an email.
3. Please click the box **Accept Term** and click **Log In** to access the meeting system.

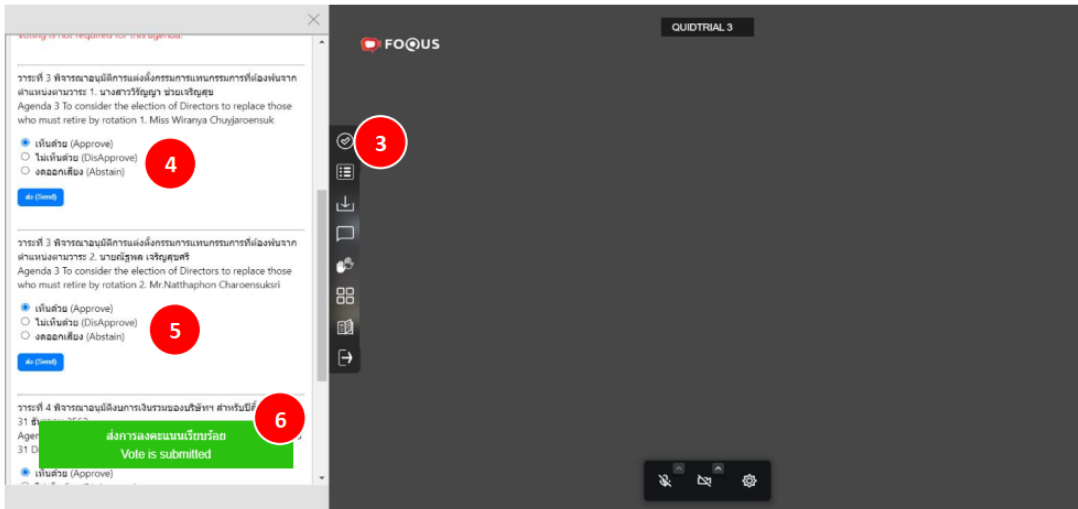


4. If the username and password are correct, you will be allowed to access the meeting system, and the screen will display as follows, [Number 1](#) is the original screen, and [Number 2](#) displays other attendees.

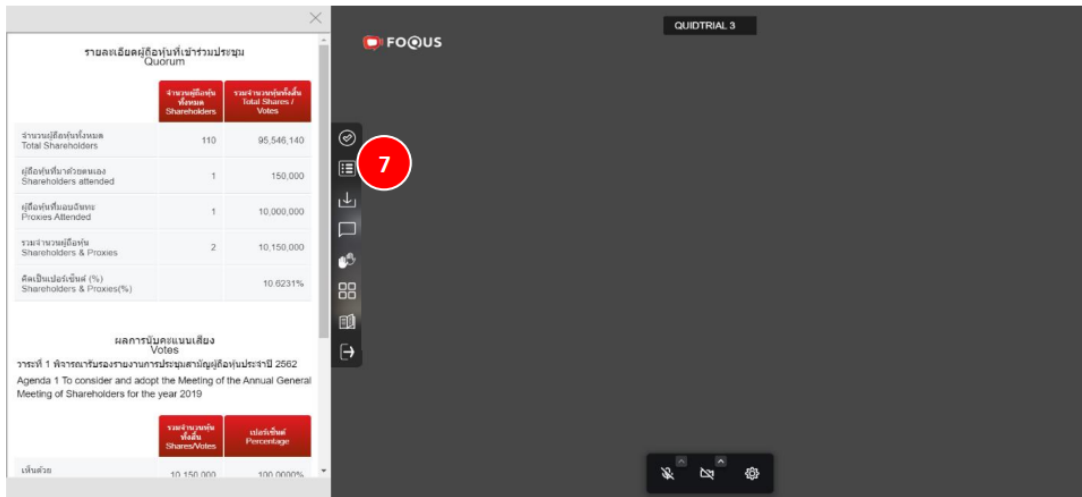


Voting Process:

Please click on the “Vote” menu (Number 3), which is the first icon on the left-hand side of the screen. Once you click, a bar for voting on each agenda will appear. In this regard, you may consider to vote on specific agenda under consideration or on agenda that have not been considered. Please select your vote as “Approve”, “Disapprove”, or “Abstain” (Number 4), then click “Submit” (Number 5). A pop-up notification of Vote is Submitted (Number 6) will appear to confirm that your vote is completed.



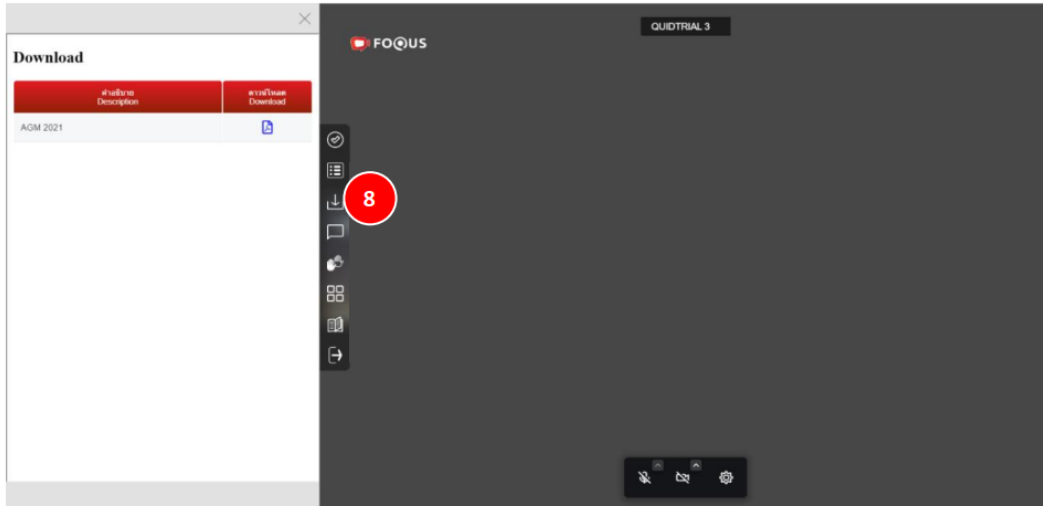
You can observe the quorum and voting results at any time by clicking on the “Voting Results” menu (Number 7).





Downloading of Meeting Documents:

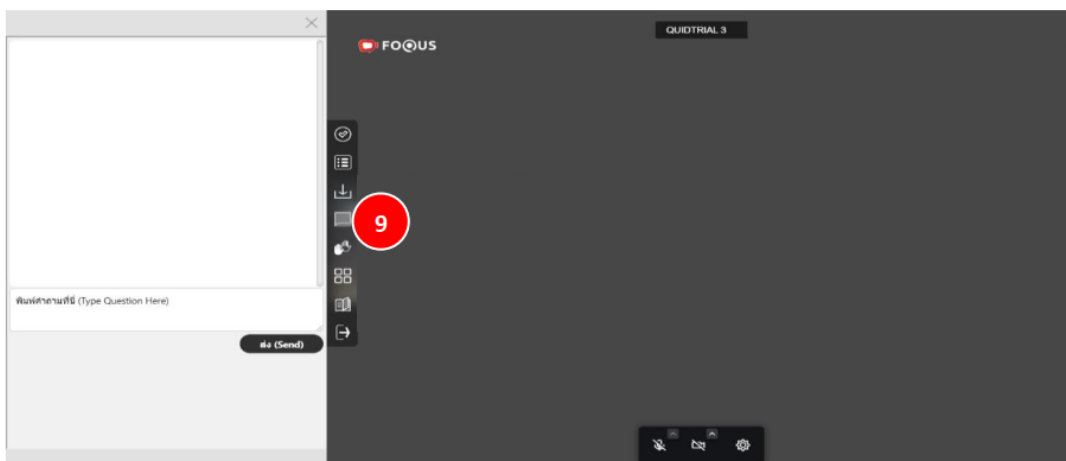
The shareholders can download the meeting documents, such as invitation letter and supporting documents for each agenda at any time by clicking on the “Document” menu (Number 8).



Procedure for Asking Questions and Providing Opinions:

Before voting on each agenda, the Company will provide an opportunity for shareholders to ask questions or provide opinions for a duration of at least 1 minute. The questions or opinions can be made by 2 ways: (1) To ask questions or provide opinions through voice and (2) To ask questions or provide opinions through typing.

- If you wish to ask questions or provide opinions through typing, please click on the “Type Questions” menu (Number 9), which is the fourth icon on the left-hand side of the screen. Once you click, a text input bar will appear on the left-hand side of the screen. Please type your question or comments in this bar and then click “Send”.





- If you wish to ask questions or provide opinions through voice, please click on the “**Raise Hand**” icon (Number 10) located at the bottom of the screen. Once you click, the meeting system administrator will open the audio system for you. Please ensure that your microphone on your device is turned on before asking questions or providing comments. Additionally, you may choose to turn on your camera on your device.



Before asking questions or providing comments, please inform your name and surname, and inform whether you are shareholder or proxy. After you have asked question or expressed your opinion, the Chairman of the Board of Directors or the person assigned by the Chairman of the Board of Directors will answer questions completely before voting on each agenda.

You are recommended to study additional information about the meeting system from the **Meeting Manual**, which QuidLab will send to you via email that you have provided to the Company, along with Web Link for the meeting, Username and Password.

If you would like to inquire about the meeting system or have technical problems, you can contact Quidlab via telephone number 080-0087616 or 02-0134322 or via email at info@quidlab.com.